

Type 012F (1*6 iron backboard)

Vertical fiber optical splice closures

1 Overview

1.1 Application

The series of 7002 fiber optical splice closure

1.2 Standard

(The first section of fiber optical splice closure: outdoor fiber optical splice closure)(YD/T 814.1-2013)

1.3 Recommendation

It is recommended to purchase and inspect the products with technical requirements strictly

1.4 Material

The material is optional with PPR,ABS,PC or ABS+PC

2 The parts of fiber optical splice closure

Box bottom, box cover, cable holder, holder for strengthening cable part, splice tray, magic cable tie, plate for installing splice tray, sealing part for box body, box hoop and other accessory.

3 The color of product

3.1 The box color: black

3.2 There is no color difference between the bottom of the box and the cover of the box

4 The fixing method of box body

The inlet cable is sealed by heat shrinkage.

5 Inlet/Outlet and capacity

5.1 Inlet/outlet

1+6

5.2 Maximum capacity

144cores

5 Technical Parameters

6.1 Function

6.1.1 The box body is made of pp high quality engineering plastic material with excellent intensity and stable chemical performance

6.1.2 With good waterproof design, the fiber optical splice closure can be applied into underground and aerial.

6.1.3 Excellent fiber routing design ensures the radius curvature of the fiber well and enough fiber storage space.

- 6.1.4 The service life is up to more than 25 years.
- 6.1.5 Protection Level: IP65 or IP68
- 6.1.6 The box body can be sealed quickly and easily, which the ports of inlet and outlet cable likes to do that.

6.2 Product dimension

Length*Width(mm): 470x140 mm

6.3 Application environment

- Environment Temperature: -40℃-60℃
- Atmospheric pressure:70-106Kpa
- Voltage Resistance:150 (KV)
- Outside Dimension Of Optical Cable: ϕ 12- ϕ 22mm
- Wave Length of Optical Signal Transmissio: 1310nm-1550nm

6.4 The structure of product



7 The components list

7.1 Box section

| Product name | Specification | Unit | Quantity | Remark |
|--------------|---------------|------|----------|--------|
| Box bottom | | PCS | 1 | |
| Box cover | | PCS | 1 | |
| Cable holder | | SET | 6 | |

| | | | | |
|-------------------------------------|--|-----|----------|---------------------------------|
| Holder for strengthening cable part | | SET | Quantity | |
| Splice tray | | PCS | 6 | |
| Magic cable tie | | PCS | 1 | |
| Plate for installing splice tray | | PCS | 1 | |
| Sealing part for box body | | PCS | 1 | The color is same as box body's |
| Box hoop | | SET | 1 | The color is same as box body's |

7.2 **Accessory section**

| Product name | Specification | Unit | Quantity | Remark |
|-------------------------------|------------------------|------|----------|--|
| Nylon cable tie | 3*100 | PCS | 10 | |
| Splice tube | L=60MM | PCS | 144 | The quantity of splice tube issame as the fibers |
| Sandpaper | 80*30 | PCS | 1 | |
| Divergence card | 100*100(with adhesive) | PCS | 1 | |
| Aluminum foil | | PCS | 1 | |
| Protective tube forbare fiber | | M | 1 | |
| Insulation Tape | | PCS | 1 | |
| Heat shrinkabletube | | SET | 1 | The quantity of heatshrinkable tube is same as thefibers' capacity |
| Aerial-mountingfits | | SET | 1 | Can be optional as the customers'request |

8 **Inspection and test**

8.1 Meeting the appearance and structure requirements of5.2 of YD/T 590.2-2005、 YD/T 778-2011

8.2 Meeting the transportation test requirements ofthe 6.9 of YD/T778-2011

8.3 Meeting the common technical requirements for plastic parts of CB 867-83

8.4 Protection Level: IP65 or IP68 test

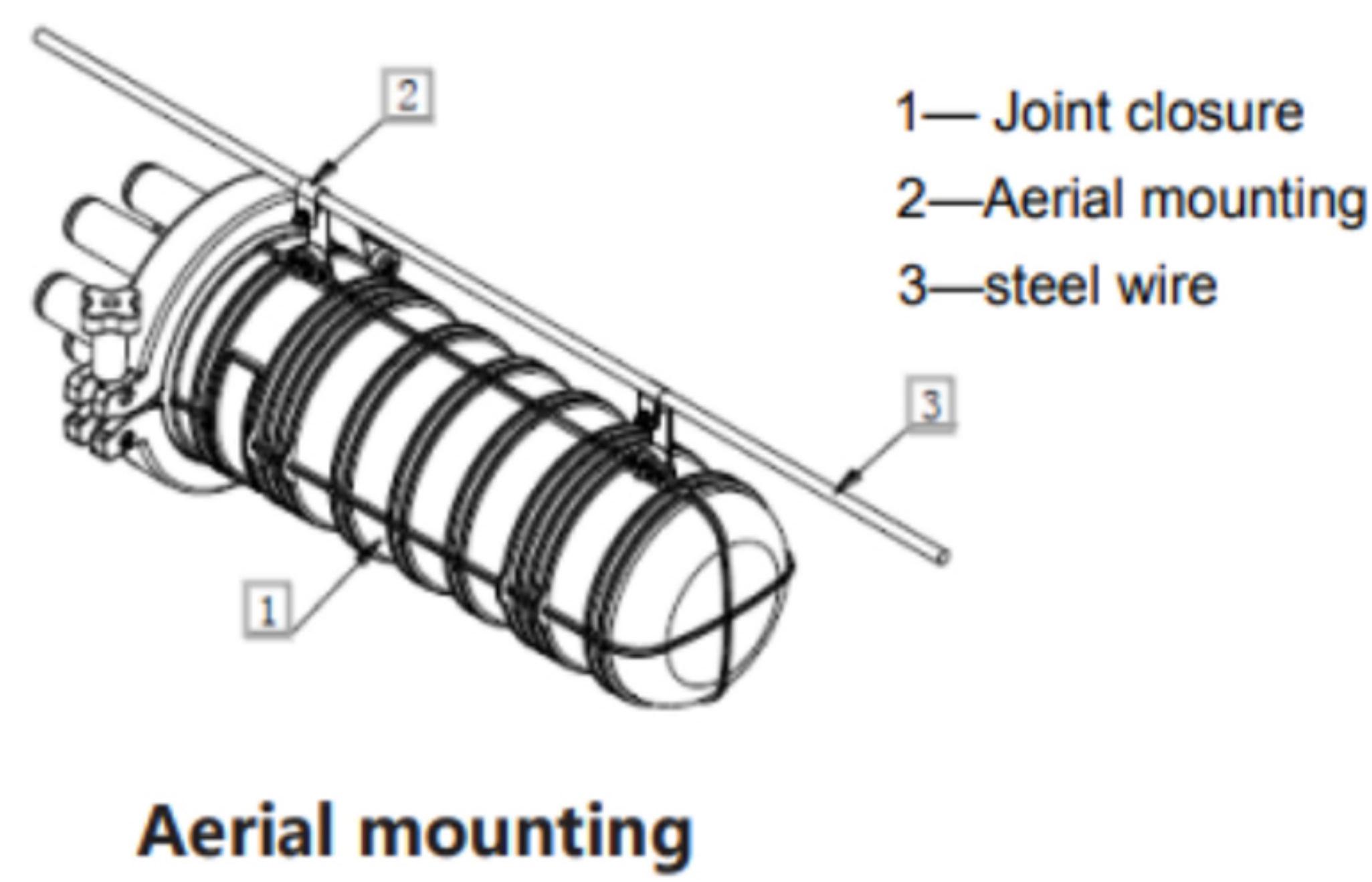
8.5 Meeting the common package requirements for communication equipment of GB3873-1993

8.6 ROHS: None

8.7 Flame retardant performance: non-flame retardant

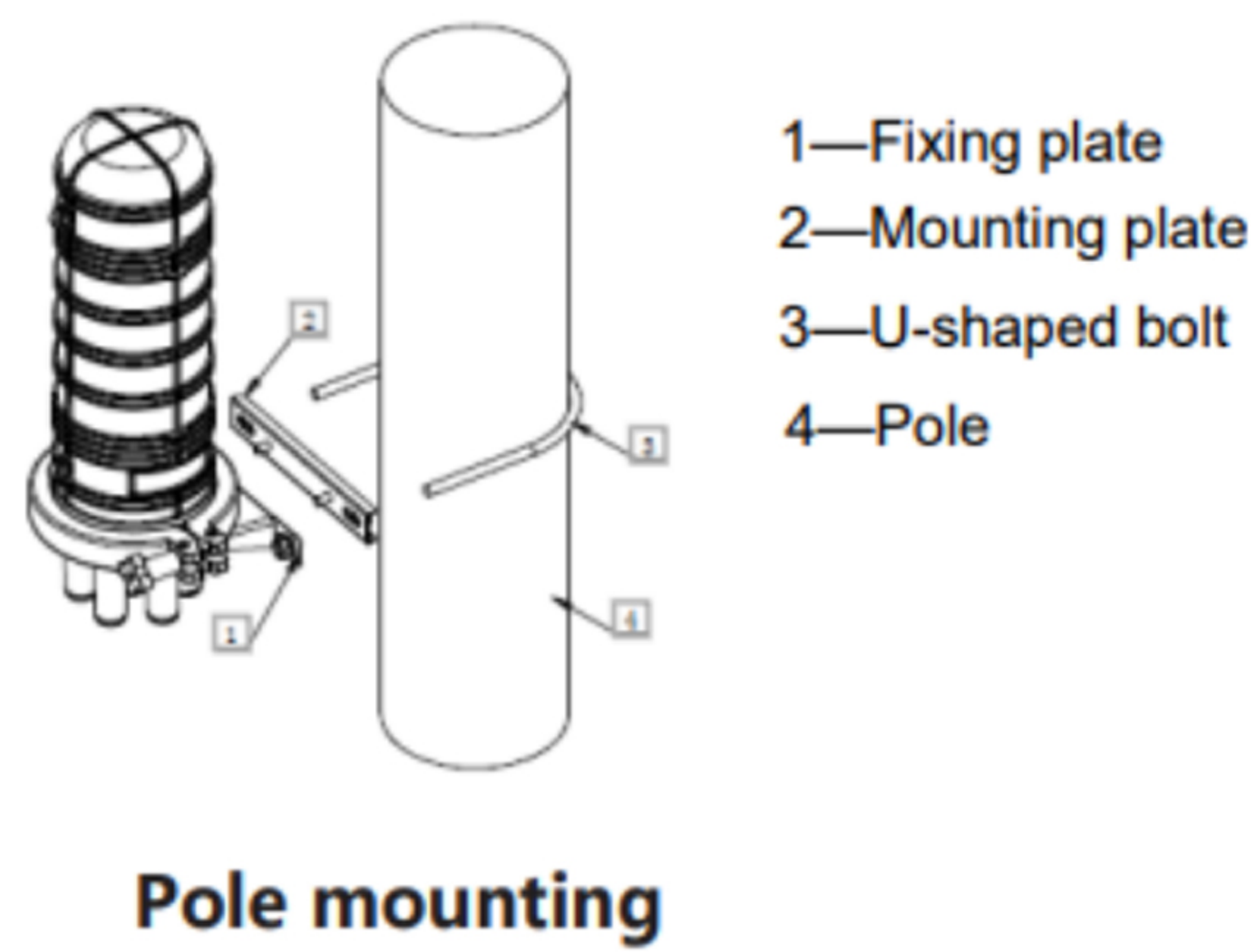
9 Installation method

9.1 Aerial mounting



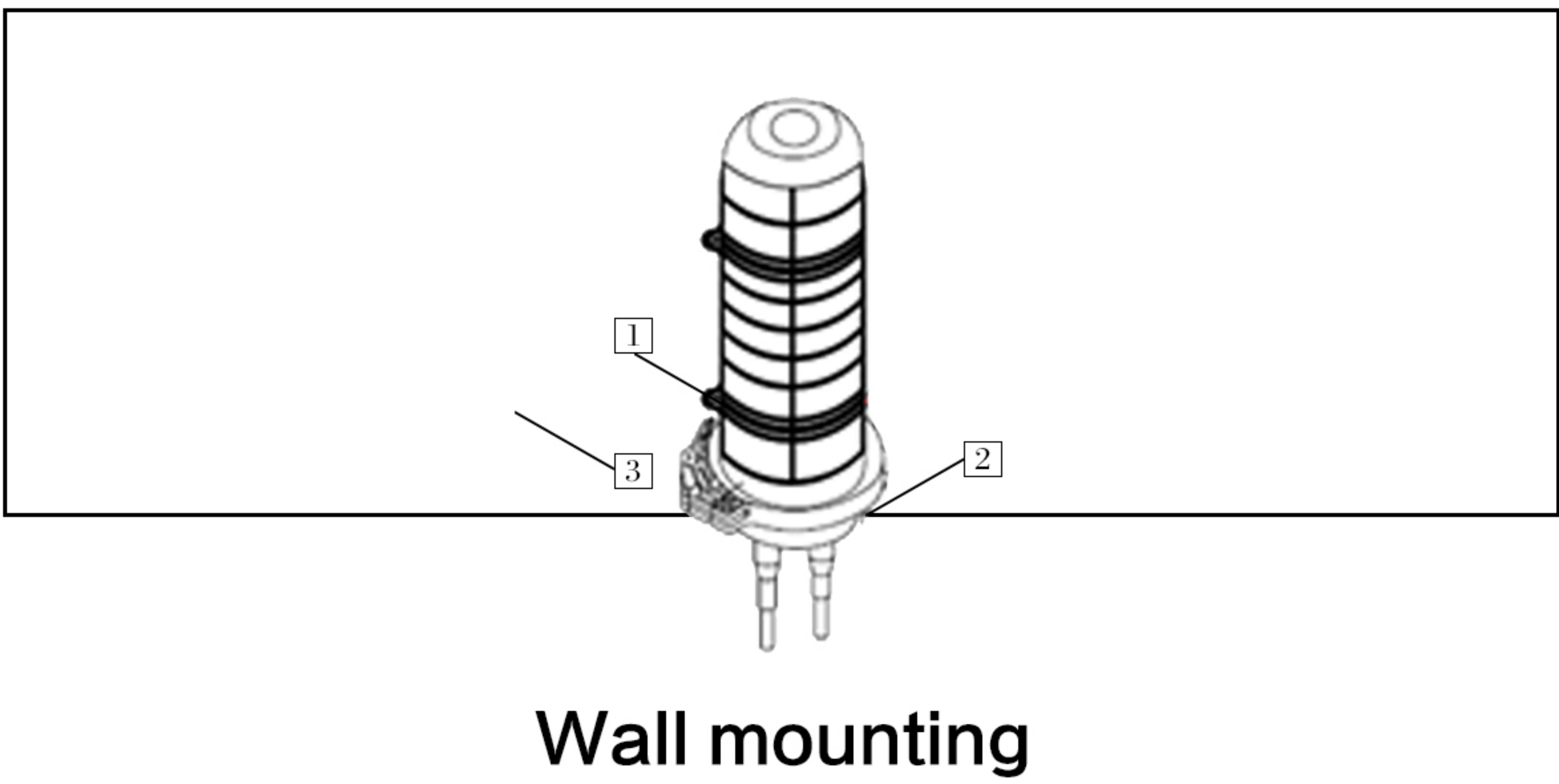
1-Joint closure 2-Aerial 3-Steel wire

9.2 Pole mounting



1-Fixed plate 2--Mounting plate 3-U-shaped bolt 4-tpole

9.3 Wall Amount



1-Joint closure 2-Amounting access 3-Wall

10 The packaging, transportation and storage

10.1 Package

10.1.1 Outer box size: 490*440*500mm

10.2 Transportation and storage

10.2.1 Avoid raining, sun exposing and squeezing during transportation

10.2.2 Products should be stored in the warehouse avoiding moisture, sun, fire. The storage temperature should be from 25℃~+40℃

Note: Special parts that are easily damaged during transportation should be protected carefully.